

Improving Systems of Care for CSHCN

David Alexander, M.D.
President & CEO
Lucile Packard Foundation for
Children's Health





Kidsdata.org is your gateway to comprehensive data about the health and well being of children across California. The site offers data for every city, county, and school district in the state, making it easy to monitor trends and pinpoint disparities.

Find data about **California** children by:

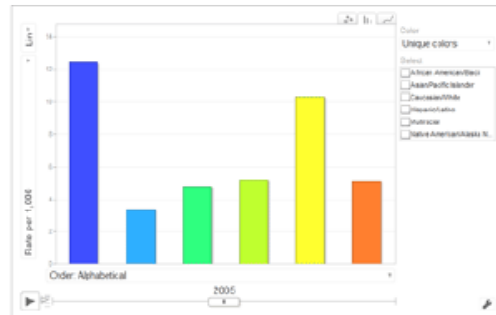


Enter a location or subject. Or try typing a location and subject.

Other Tools: [A to Z Index](#) | [One-Page Fact Sheets](#) | [Help](#)

[A Barometer of the Health of California: 2010 Infant Mortality Rates and Related Data Now Available](#)

With more than a half a million babies born in 2010, California has the largest number of births among all states in the nation. Infant mortality rates and other data related to these births can help gauge the current and future health and well being of families and communities, and signal potential public health challenges. Although California's infant mortality rate is at a historic low, newly updated indicators on [kidsdata.org](#) -- which also include [preterm births](#), [low birthweight](#), and [prenatal care](#) -- continue to show striking racial/ethnic and geographic disparities in the state.



[View infant mortality data for your county>>](#)

Kidsdata Everywhere

- [Facebook >>](#) [Kidsdata Blog >>](#)
- [Twitter >>](#) [Kidsdata Grants >>](#)

[How Kidsdata Is Used >>](#)

[E-mail Updates](#) [find out more](#)

Enter email for monthly data updates

DEFINITION OF CSHCN

“...those who have or are at increased risk for chronic physical, developmental, behavioral, or emotional condition and who also require health and related services of a type or amount beyond that required by children generally.”

HOW MANY CSHCN IN CALIFORNIA?

- Approximately 15% of all children age 0-17 — about 1 in 6
- Equals an estimated 1.4 million CSHCN living in California

All of the CSHCN living in California would fill
25,454 school buses and stretch 174 miles



How far would the buses span if they
were filled with subgroups of California
CSHCN?

- Publicly Insured: 49 miles
- Privately Insured: 111 miles
- Uninsured: 14 miles (CA 40th)
- White: 83 miles
- Non-white: 91 miles

Highlights of CSHCN in California



How far would the buses span if they were filled with subgroups of California CSHCN?

- Asthma: 73 miles
- 2+ of 16 more common conditions: 103 miles
- CSHCN who are also overweight or obese: 68 miles
- Complex needs: 73 miles
- Functional difficulties: 152

National Comparison of States

California ranks in the bottom third of all states on all 11 quality of care measures in the national survey of CSCHN

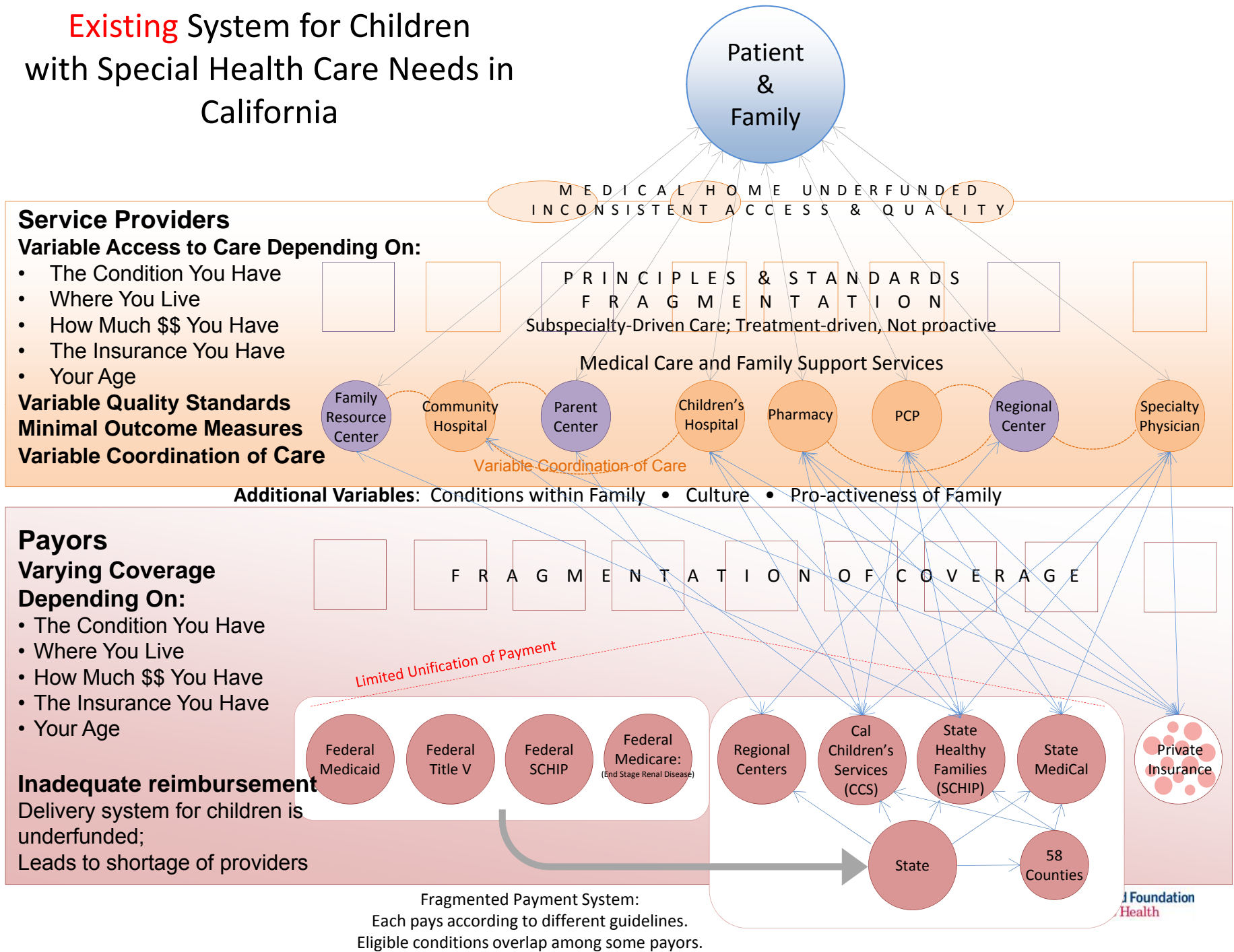
- Ranked 46th in nation for inadequate insurance
- Ranked 48th in nation for care coordination
- Ranked 45th in nation for developmental screening
- Ranked 45th in nation for transition to adulthood
- Ranked 43rd in receiving needed mental health services

National Comparison

California rated worst state in nation for:

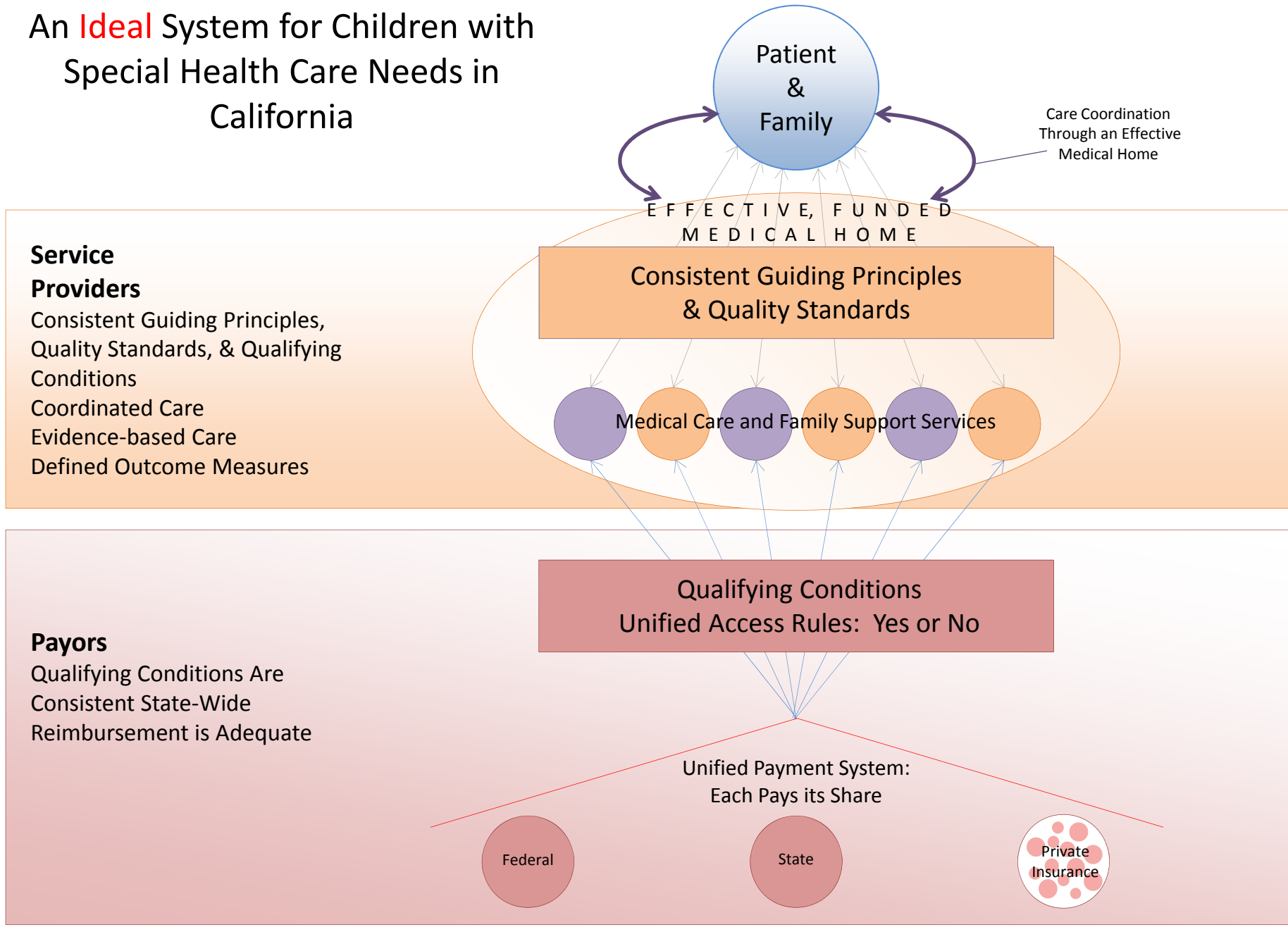
- Having at least one preventive care/well visit
- Meeting baseline criteria for having a Medical Home
- Receiving family-centered care
- Usual source of sick and well care
- Above average stress among parents of CSHCN
- Quality Index (18% met minimal index for adequate insurance, preventive care visit and medical home)

Existing System for Children with Special Health Care Needs in California



An **Ideal** System for Children with Special Health Care Needs in California

Consistent Accountability



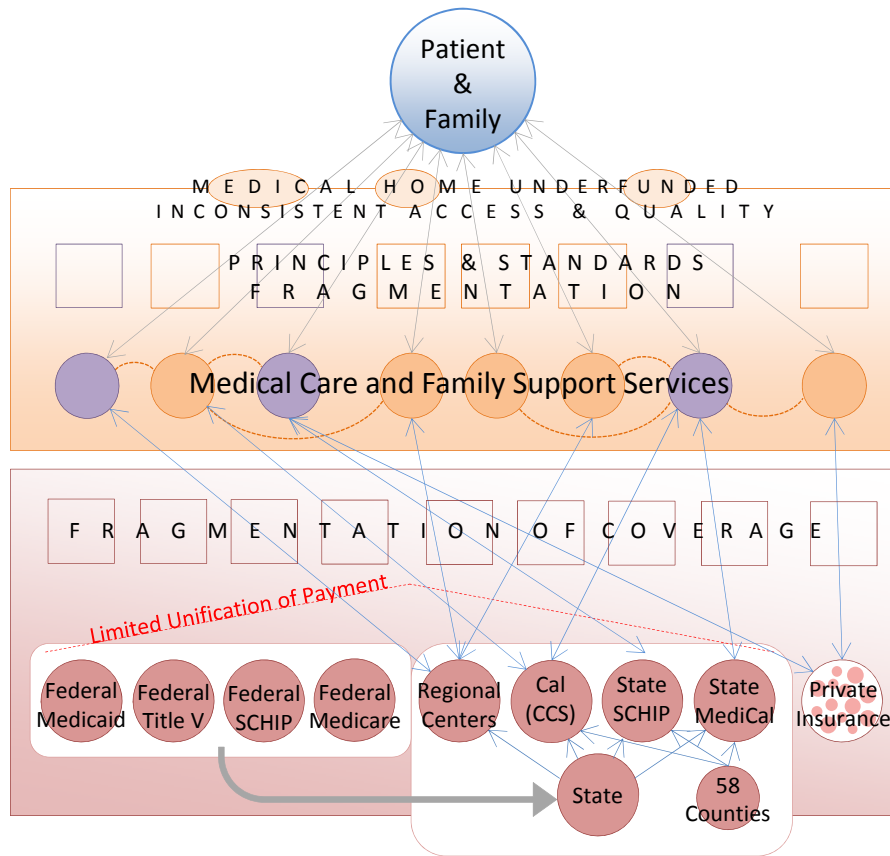
Service Providers

- Consistent Guiding Principles, Quality Standards, & Qualifying Conditions
- Coordinated Care
- Evidence-based Care
- Defined Outcome Measures

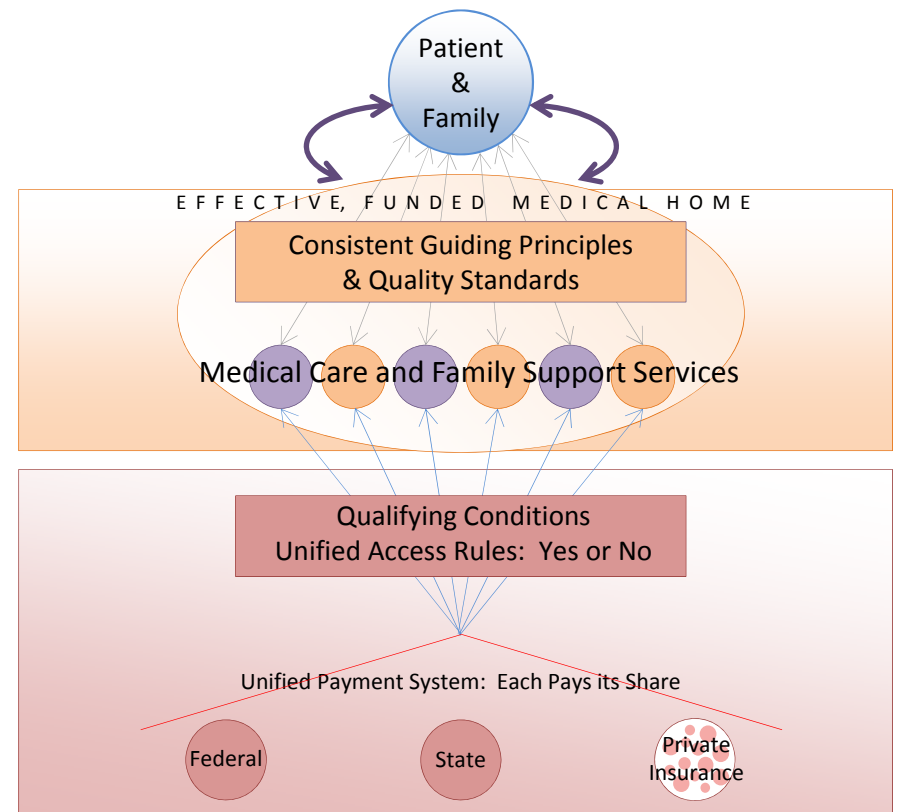
Payors

- Qualifying Conditions Are Consistent State-Wide
- Reimbursement is Adequate

Existing System



Ideal System



Foundation's Grantmaking Focus

- Care Coordination
- Family-Centered Care
- Finance Reform
- Supporting Self-Management
- Disparities in Access and Quality

Grantmaking Strategies: Linking Advocacy and Research to Improve Systems of Care for CSHCN

Strategy

Grants

Baseline:
Describing the Challenges

Children with Special Health Care Needs:
A Profile of Key Issues and a Call to Action

Vision:
Describing How Things Should Be

Discharge Planning Standards

Action:
**Approaches and Activities for
Improvement**

Care Coordination Mini-Grants

Support & Sustain:
Policy Options

California Advocacy Network for Children
with Special Health Care Needs

Questions?