

# Overview of Trends in HIV/AIDS Epidemiology and Foundation Funding

February 28, 2008  
Grantmakers In Health conference  
Los Angeles, CA



FCAA

Funders Concerned About AIDS

# FCAA's Constituency

- FCAA's constituency is ALL U.S.-based private funders of HIV/AIDS. This includes those institutions that re-grant, and those institutions for which AIDS is a small part of a broader grantmaking agenda.



# The Context of U.S. Private Philanthropy

- A Global Funding Gap
  - UNAIDS estimate of total need in 2006: **\$14.9 billion**
  - Total resources available in 2006: **\$8.9 billion**
  - Total commitments from U.S. funders in 2006: **\$979 million**
- UNAIDS estimates total need for low- and middle-income countries in 2008 will be **\$22 billion.**



FCAA

Funders Concerned About AIDS

## Sources:

- UNAIDS & The Henry J. Kaiser Family Foundation, “Financing the response to AIDS in low- and middle-income countries: International Assistance from the G8, European Commission and other donor Governments, 2006.”
- Funders Concerned About AIDS, *U.S. Philanthropic Commitments for HIV/AIDS: 2005 & 2006*. New York: Funders Concerned About AIDS, 2007.

# Global Summary of Epidemic

- **Number of people living with HIV in 2007 = 33.2 million**
  - Adults 30.8 million
  - Women 15.4 million
  - Children under 15yo 2.5 million
- **People newly infected with HIV in 2007 = 2.5 million**
  - Adults 2.1 million
  - Children under 15yo 420,000
- **AIDS deaths in 2007 = 2.1 million**
  - Adults 1.7 million
  - Children under 15yo 330,000



# Trends in Global Epidemic

- The estimated total number of people living with HIV worldwide is still increasing, though at a slower rate than the 1990s. Minimal increase since 2005.
- Estimated global adult HIV prevalence has stayed stable at just under 1% since 2000.
- The estimated number of people newly infected with HIV per year has decreased slightly every year since 1998, with a sharper decrease since 2005.
- Adult and child deaths due to AIDS, world-wide, have declined slightly since a peak in 2005 but remain above 2 million per year.



# Incidence by Global Region, 2007

- Total No. (%) Living with HIV/AIDS

- Global Total 33.2 million (100%)
  - Sub-Saharan Africa 22.5 million (67.8%)
  - South/South-East Asia 4.0 million (12.0%)
  - E. Europe/Central Asia 1.6 million (4.8%)
  - Latin America 1.6 million (4.8%)
  - North America 1.3 million (3.9%)
  - East Asia 800,000 (2.4%)
  - Western/Central Europe 760,000 (2.3%)
  - Middle East/North Africa 380,000 (1.1%)
  - Caribbean 230,000 (.7%)
  - Oceania 75,000 (.2%)



# Trends in Global Incidence

- The number of adults and children living with HIV increased in every region surveyed between 2001 and 2007.
- Areas of especially high proportional growth:
  - East Asia (420,000 in 2001 to 800,000 in 2007)
  - Eastern Europe and Central Asia (630,000 to 1.6 million)
  - Oceania (26,000 to 75,000)



# Snapshot of Domestic Epidemic

- Number of new HIV infections each year: **40,000**
- Number of people living with HIV/AIDS: **1.2 million**, including more than **400,000 with AIDS**
- Number of deaths among people with AIDS in 2005: **17,011**
- Percent of people with HIV/AIDS not in care: **42%-59%**
- Percent of people infected with HIV who don't know it: **25%**

(Source: The Henry J. Kaiser Family Foundation)



FCAA  
Fundators Concerned About AIDS

## Sources:

- The Henry J. Kaiser Family Foundation, *The HIV/AIDS Epidemic in the United States*, July 2007.
- Centers for Disease Control and Prevention. *HIV/AIDS Surveillance Report, 2005*. Vol. 17. Atlanta: U.S. Department of Health and Human Services, Centers for Disease Control and Prevention; 2007.

# Incidence by Domestic Region

- Estimated percentage of U.S. total number of people living with AIDS (not HIV), all ages, at the end of 2005.

– Domestic Total	100% (433,454 PLWA)
• Northeast	29.19%
• South	38.70%
• West	18.99%
• Midwest	10.37%
• U.S. Territories	2.67%



Source:

Centers for Disease Control and Prevention. *HIV/AIDS Surveillance Report, 2005*. Vol. 17. Atlanta: U.S. Department of Health and Human Services, Centers for Disease Control and Prevention; 2007.

# Trends in Domestic Epidemic

- Annual HIV incidence is down from its peak of more than 150,000 in the 1980s to approximately 40,000 new infections per year today. However, it has remained at this level for over a decade and recent analyses suggest a potential rise among some populations.
- HIV/AIDS epidemic growing in the U.S. South
  - 41% of US PLWHA reside in South– higher concentration than any other U.S. region
  - From 2001 to 2005, the estimated number of PLWHA in the South increased by 33 percent– a higher percentage increase than any other U.S. region
- African Americans continue to be disproportionately affected
  - African Americans represent 12% of the U.S. population but over 50% of the AIDS cases diagnosed in 2005.
  - The impact on African Americans is even more pronounced in the South.
- Women accounted for 27% of AIDS diagnoses in 2005, and Black women accounted for 66% of these diagnoses.
- Men who have sex with men (MSM) accounted for 71% of all HIV infections among male adults and adolescents in 2005. A study conducted in 5 large US cities in 2004/2005, found that HIV prevalence among black MSM (46%) was more than twice that among white MSM (21%).



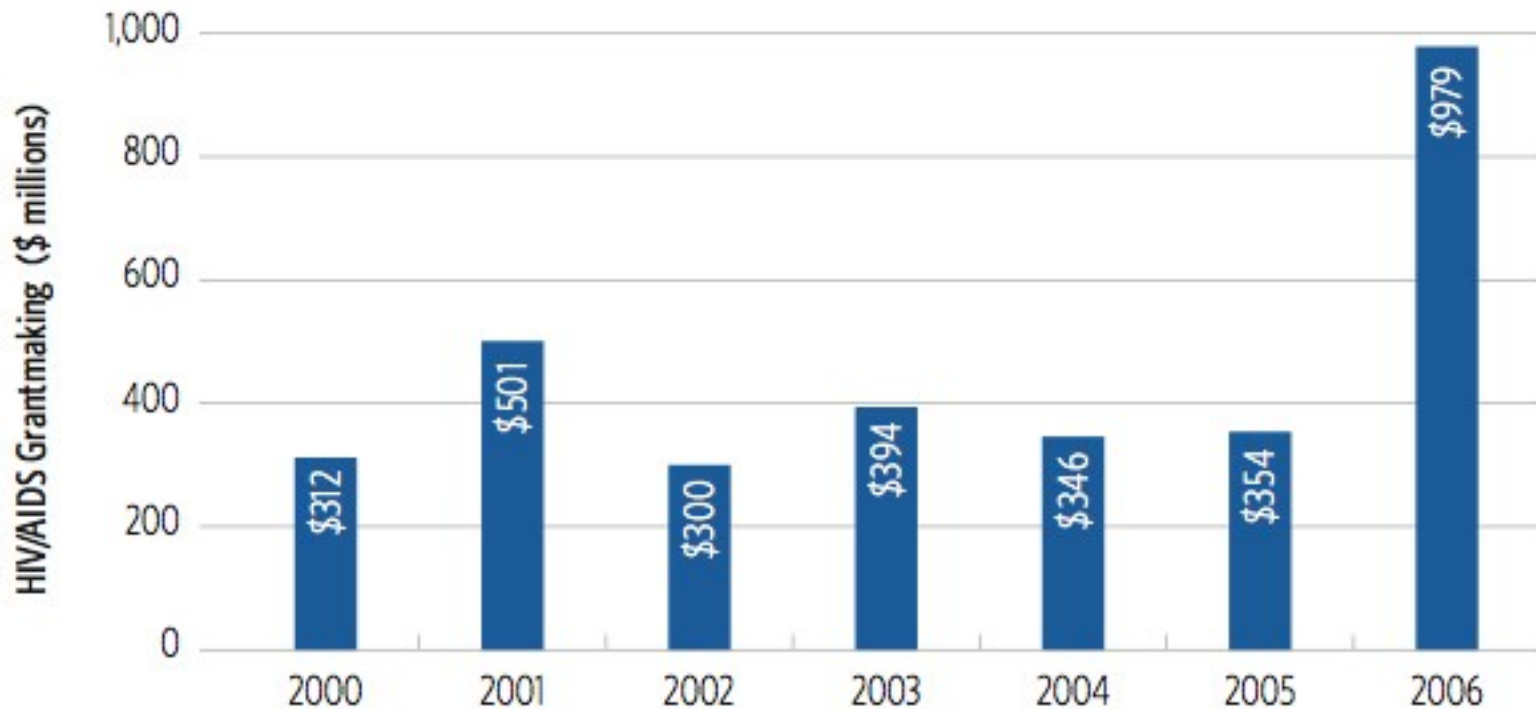
FCAA  
Fundators Concerned About AIDS

## Sources:

- Centers for Disease Control and Prevention. *HIV/AIDS Surveillance Report, 2005*. Vol. 17. Atlanta: U.S. Department of Health and Human Services, Centers for Disease Control and Prevention; 2007.
- Ford Foundation, “Combating HIV/AIDS: The Southern Strategy”

# Giving 2000 - 2006

Chart 1: Total HIV/AIDS Grantmaking Commitments by U.S. Philanthropies 2000-2006



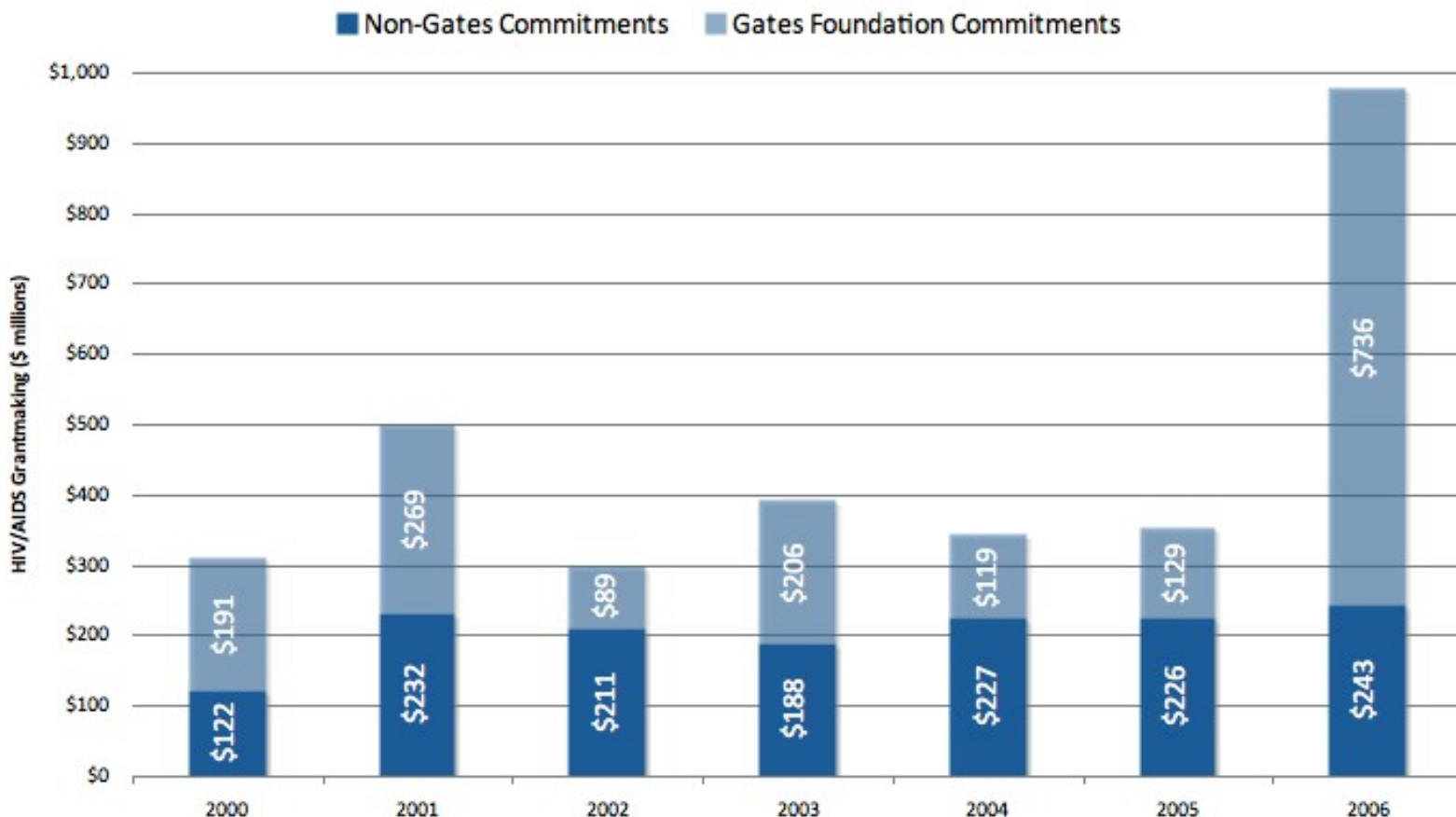
FCAA  
Fundations Concerned About AIDS

Source:

Funders Concerned About AIDS. *U.S. Philanthropic Commitments for HIV/AIDS: 2005 & 2006*. New York: Fundations Concerned About AIDS, 2007.

# Giving 2000-2006

## Total HIV/AIDS Grantmaking by U.S. Philanthropies



FCAA  
Funders Concerned About AIDS

Source:

Funders Concerned About AIDS. *U.S. Philanthropic Commitments for HIV/AIDS: 2005 & 2006*. New York: Funders Concerned About AIDS, 2007.

# 2005/06 AIDS Philanthropy

- \$354 million in commitments in 2005
- \$979 million in commitments in 2006
- 177% increase from 2005 to 2006
- When Gates Foundation funds not considered, an 8% increase between 2005 and 2006, totaling \$243 million



FCAA

Funders Concerned About AIDS

# Top AIDS Funders - 2006

**Table 1b: 2006**

	NAME	COMMITMENTS (\$)	DISBURSEMENTS (\$)
1.	Bill & Melinda Gates Foundation, WA	735,728,530	257,855,885
2.	The Bristol-Myers Squibb Foundation, Inc., NY	27,712,976	31,935,113
3.	The Ford Foundation, NY	21,157,000	22,669,531
4.	Abbott Laboratories Fund, IL	19,474,610	19,474,610
5.	M•A•C AIDS Fund and M•A•C Cosmetics, NY	16,187,422	16,187,422
6.	Merck Company Foundation and Merck & Co., Inc., NJ	15,696,000	15,696,000
7.	Johnson & Johnson, NJ	13,000,000	12,925,000
8.	The Henry J. Kaiser Family Foundation, CA	12,681,499	12,529,417
9.	The Rockefeller Foundation, NY <sup>a</sup>	9,349,610	9,349,610
10.	Broadway Cares/Equity Fights AIDS, NY	8,185,864*	8,035,864
11.	Irene Diamond Fund, NY	7,695,905	6,690,905
12.	United Nations Foundation, DC	6,708,922*	6,708,922
13.	The Atlantic Philanthropies, NY	5,305,733	5,305,733
14.	The Annenberg Foundation, PA	5,100,000	5,100,000
15.	Elton John AIDS Foundation, Inc., CA	4,855,574	4,805,874



FCAA

Funders Concerned About AIDS

# U.S. 2006 AIDS Philanthropy

- Corporate giving increased 43% to \$102.9 million in 2006
- In 2006, nearly two-thirds (65%) of funders devoted some or all of their giving to addressing the international epidemic, as compared with 58% in 2005.



# Funder Geographic Focus '05 & '06

Trend: Increasing internationalization

Chart 4a: Geographic Focus of U.S. HIV/AIDS Funders 2005

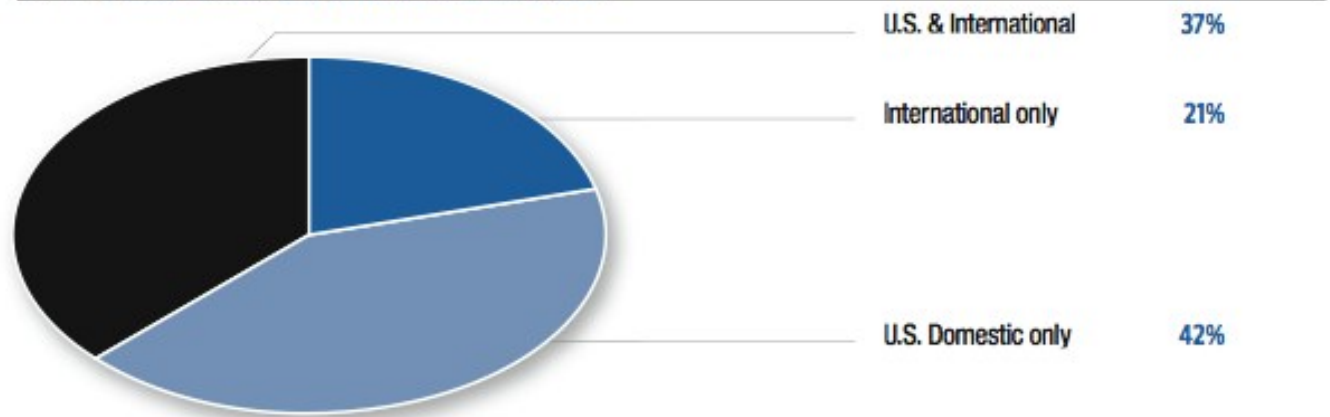
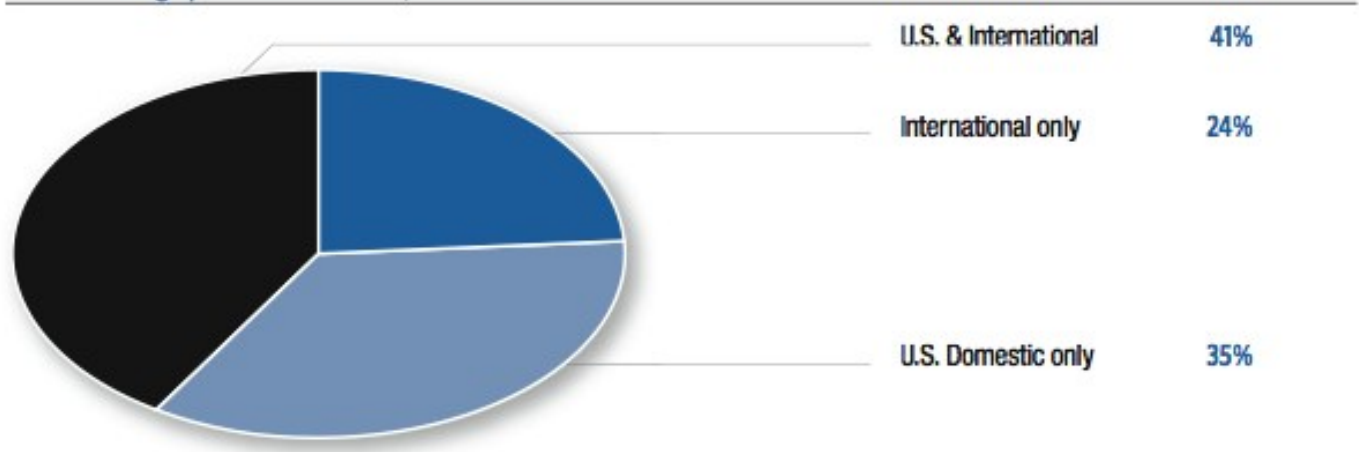


Chart 4b: Geographic Focus of U.S. HIV/AIDS Funders 2006



# Global Funding Distribution '05 & '06

Trend: Increase to sub-Saharan Africa

Chart 6a: Geographical Distribution of Global HIV/AIDS Grant Funding in 2005

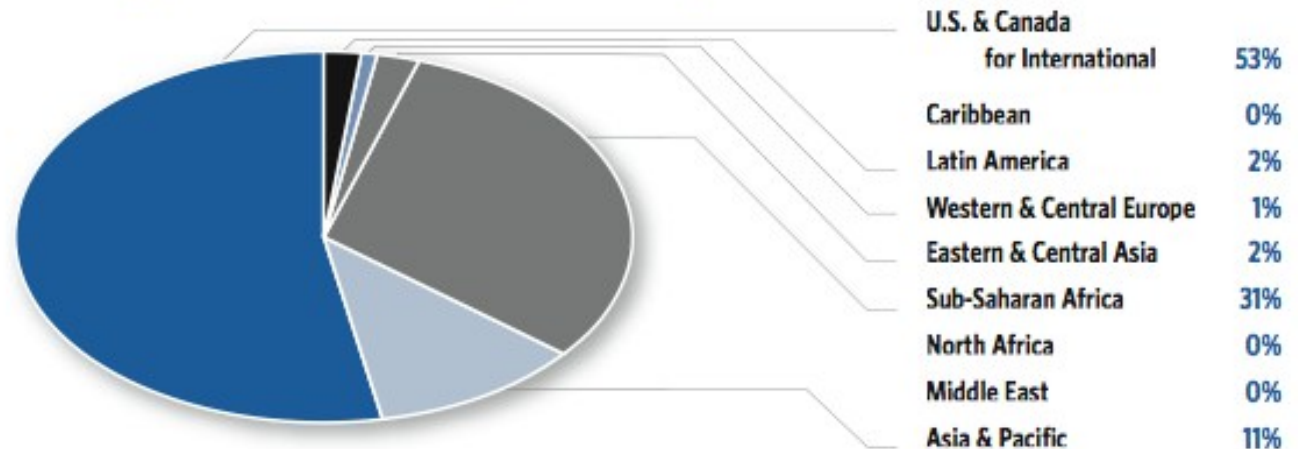
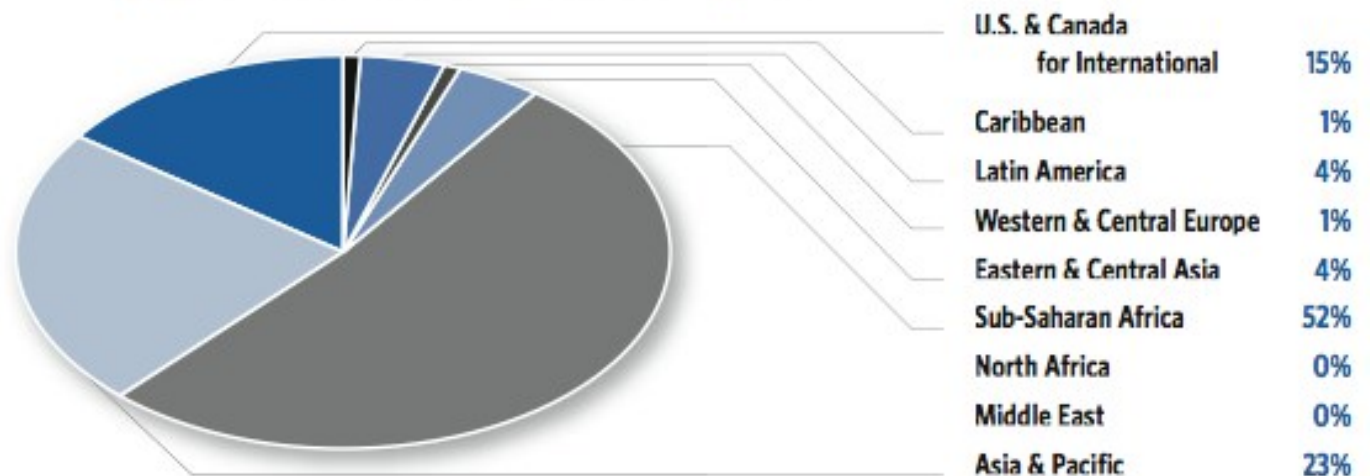


Chart 6b: Geographical Distribution of Global HIV/AIDS Grant Funding in 2006



# Domestic Funding Distribution '05 & '06

Trend: Increase to Northeast, decrease to South

Chart 5a: Regional Distribution of Domestic U.S. HIV/AIDS Grantmaking Funds in 2005

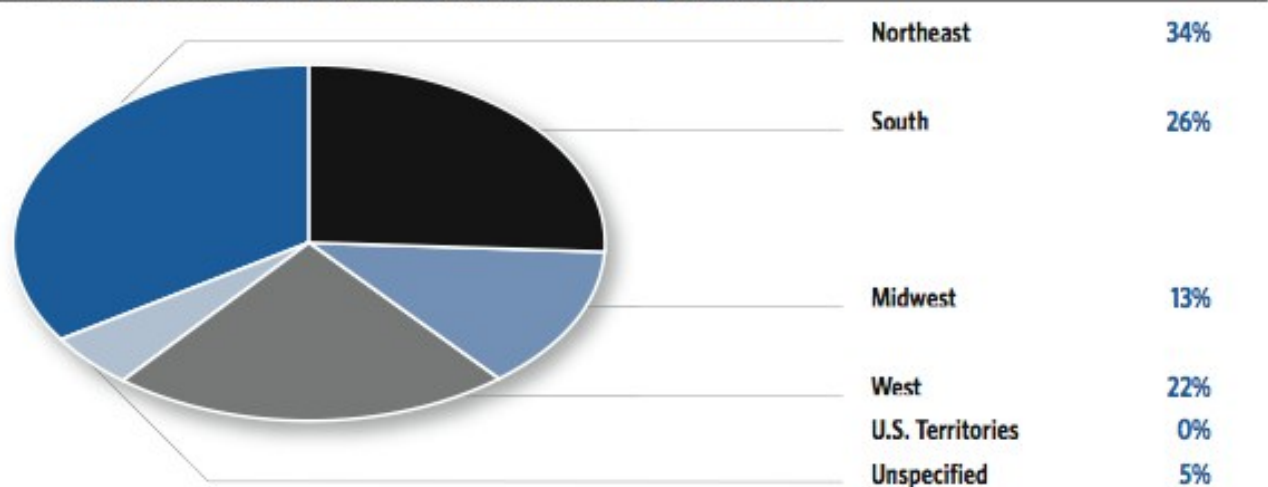
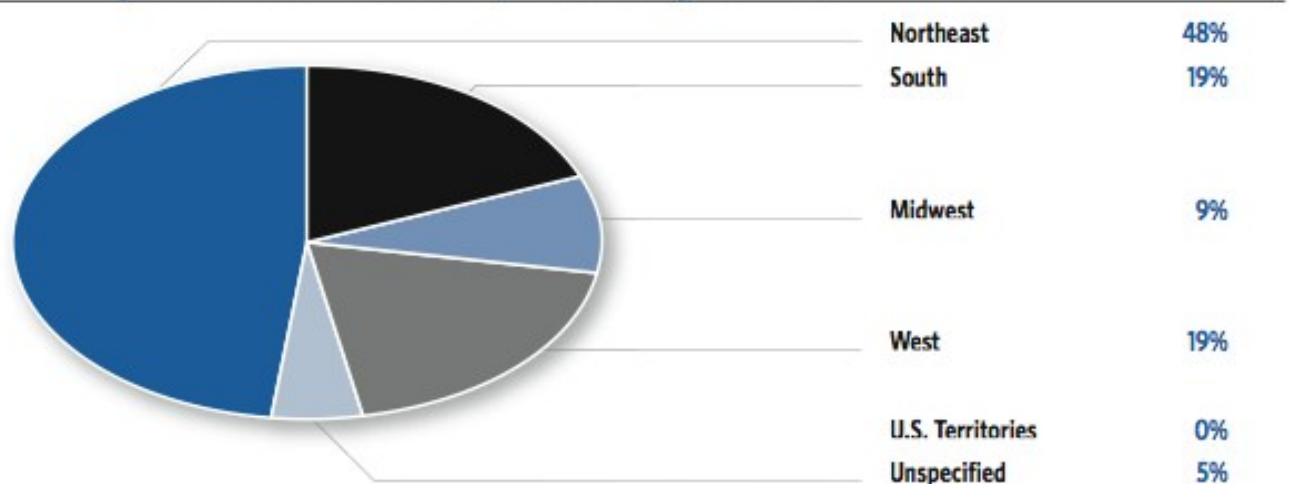


Chart 5b: Regional Distribution of Domestic U.S. HIV/AIDS Grantmaking Funds in 2006



# Program Response to Trends

- FCAA's current programming is shaped to respond to global and domestic funding trends
  - Spotlight Series: Alabama
  - Aging and HIV/AIDS
  - Teleconferences: AIDS Science
  - Ongoing technical assistance
  
  - Funder Gatherings: Mexico City
  - Resource Tracking: Harmonization



# Every grant counts

## You are an AIDS funder

### FCAA is your affinity group



FCAA

Funders Concerned About AIDS

# Funders Concerned About AIDS

[www.fcaaid.org](http://www.fcaaid.org)



FCAA

Funders Concerned About AIDS