

Landscape for Texas Children's Health Care Access

Advancing Children's Health Care in Texas

Grantmakers In Health

Anne Dunkelberg
Associate Director, CPPP
dunkelberg@cphp.org; @adunkcphp 

October 29, 2015 | Houston, TX

About CPPP:



CPPP was born from faith and a vision of social justice in 1985 when a Congregation of Benedictine Sisters in Boerne, Texas, founded the center to improve health care access for the poor.



We believe in a Texas

that offers everyone the chance
to compete and succeed in life.


We envision a Texas

where everyone is healthy, well-educated,
and financially secure.

Center for Public Policy Priorities

@CPPP_TX

The U.S. added 2 million kids in last decade



Texas accounted for **half** of that growth!

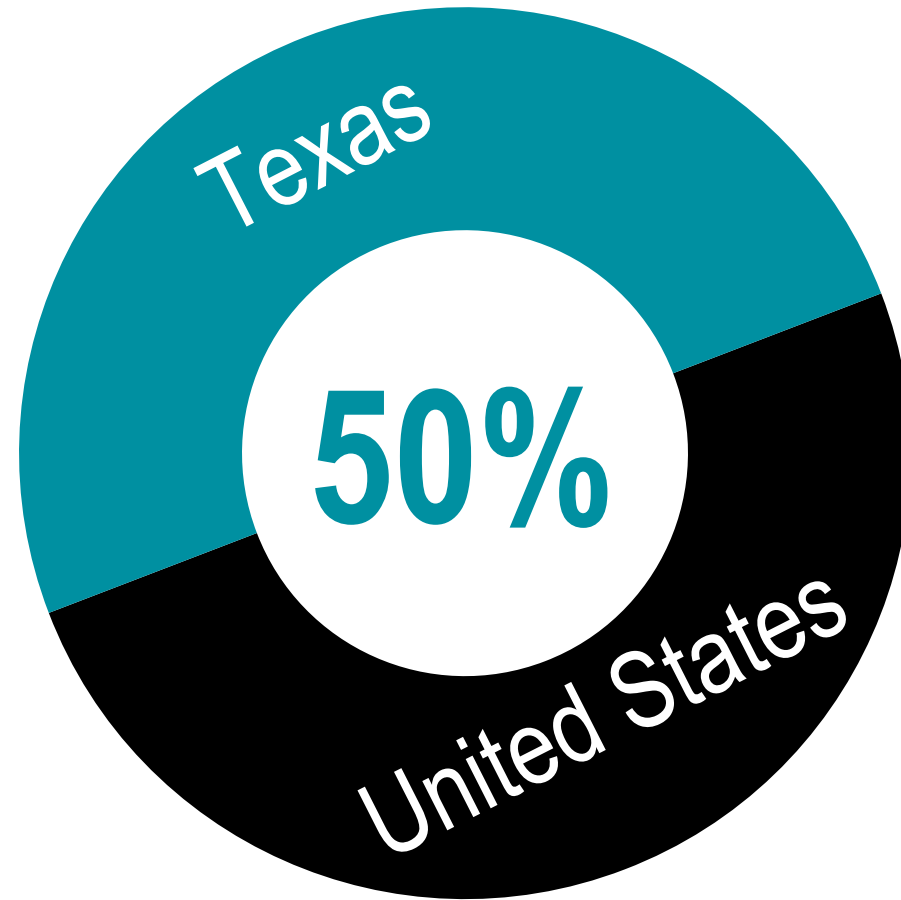
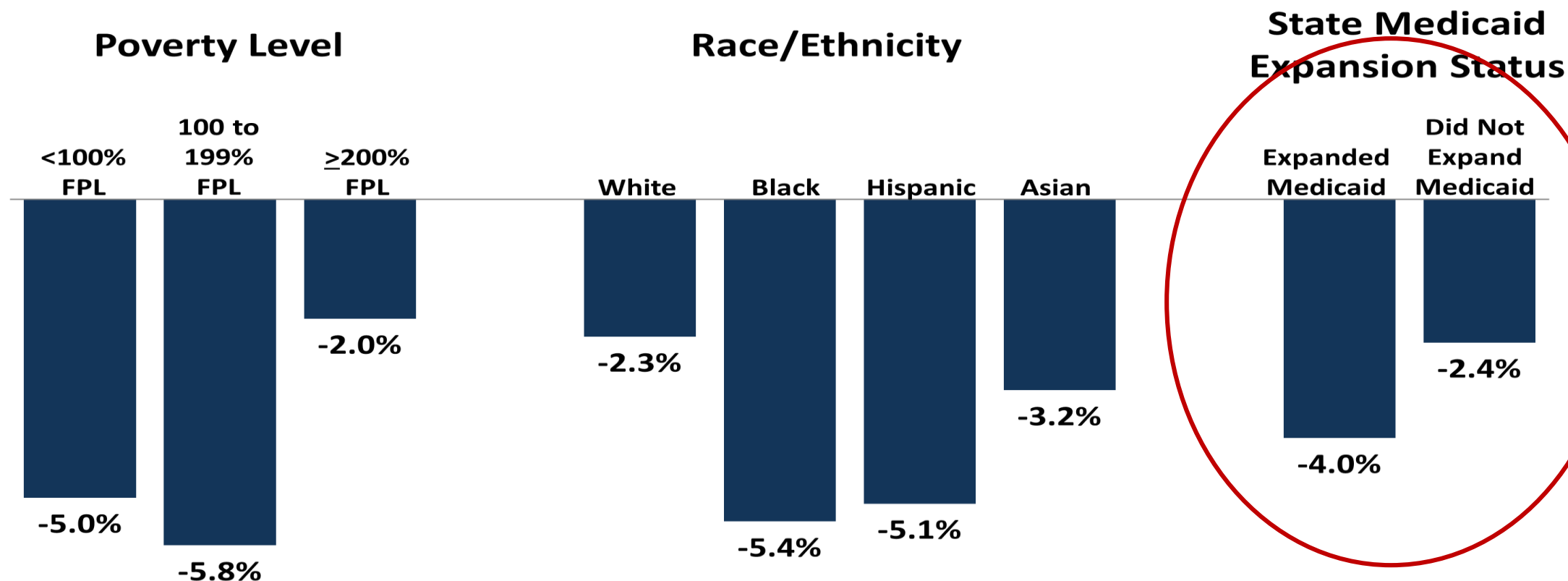


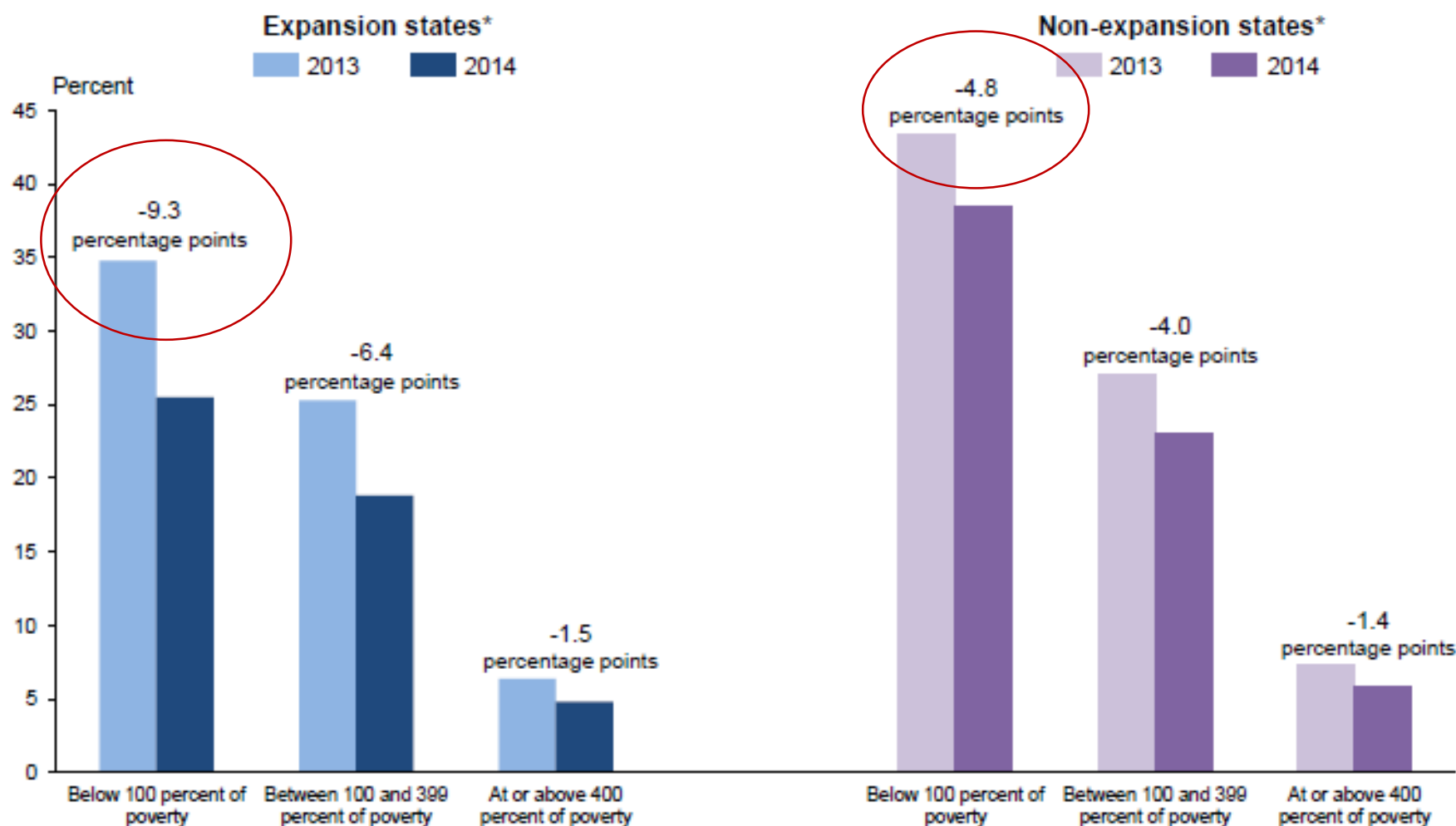
Figure 3

Percentage Point Change in Uninsured Rate among the Nonelderly Population by Selected Characteristics, 2013-2014



SOURCE: Cohen and Martinez. 2015. *Health Insurance Coverage: Early Release of Estimates From the National Health Interview Survey, January–March 2015*. National Center for Health Statistics. Available at: <http://www.cdc.gov/nchs/data/nhis/earlyrelease/insur201508.pdf>.

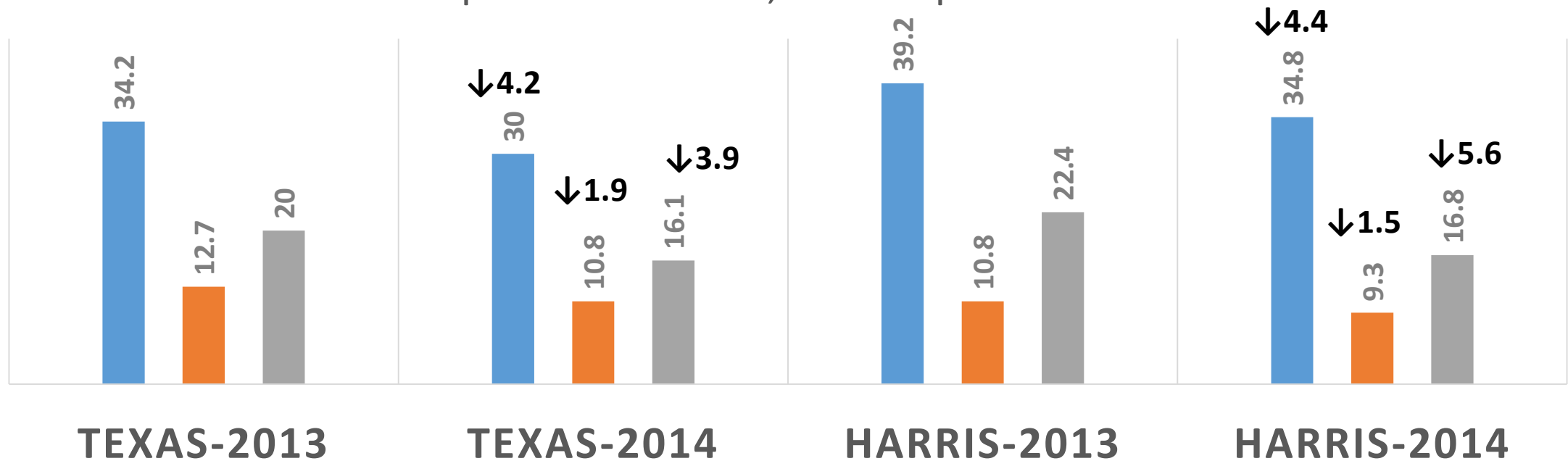
Uninsured Rate by Poverty Status and Medicaid Expansion of State for Adults Aged 19 to 64 Years: 2013 and 2014



Texas Uninsured Rates Dropped in 2014

UNINSURED RATES BY RACE/ETHNICITY,
TEXAS, HARRIS COUNTY

■ Hispanic ■ White, non-Hispanic ■ Black

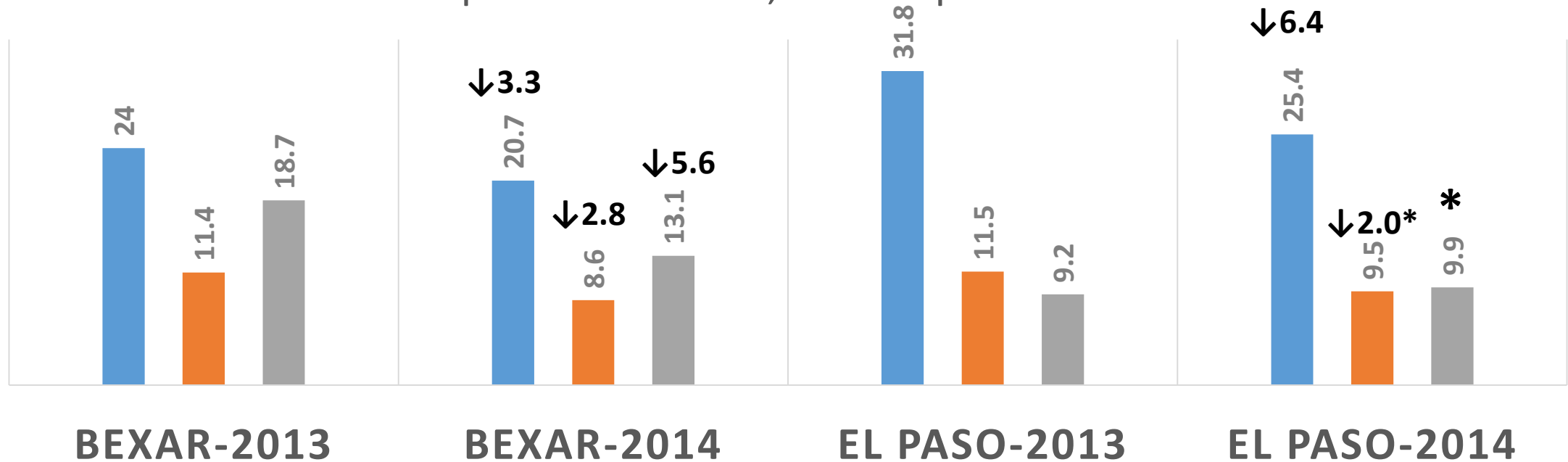


Texas Uninsured Rates Dropped in 2014

(continued)

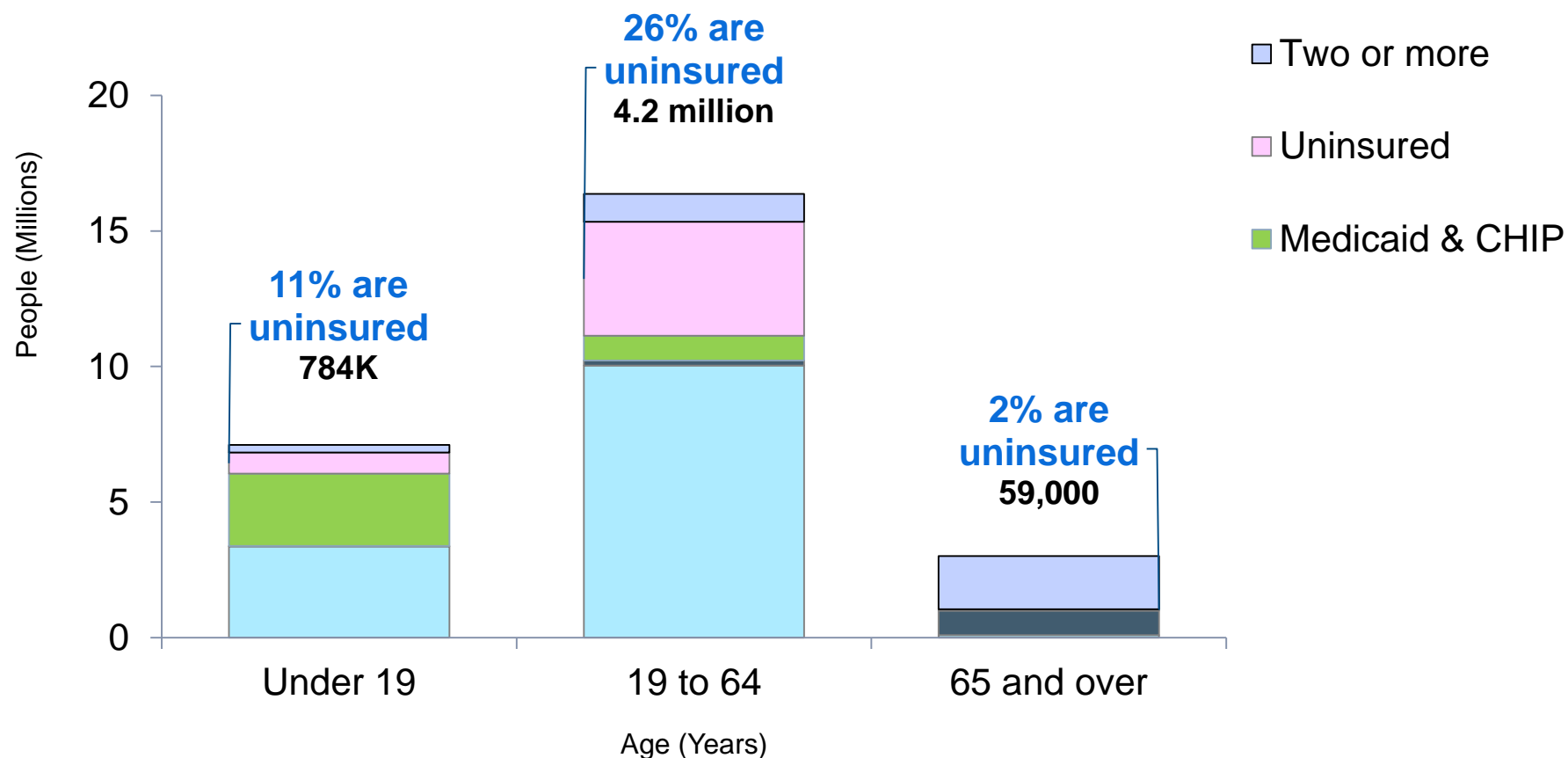
UNINSURED RATES BY RACE/ETHNICITY,
BEXAR & EL PASO COUNTY

■ Hispanic ■ White, non-Hispanic ■ Black



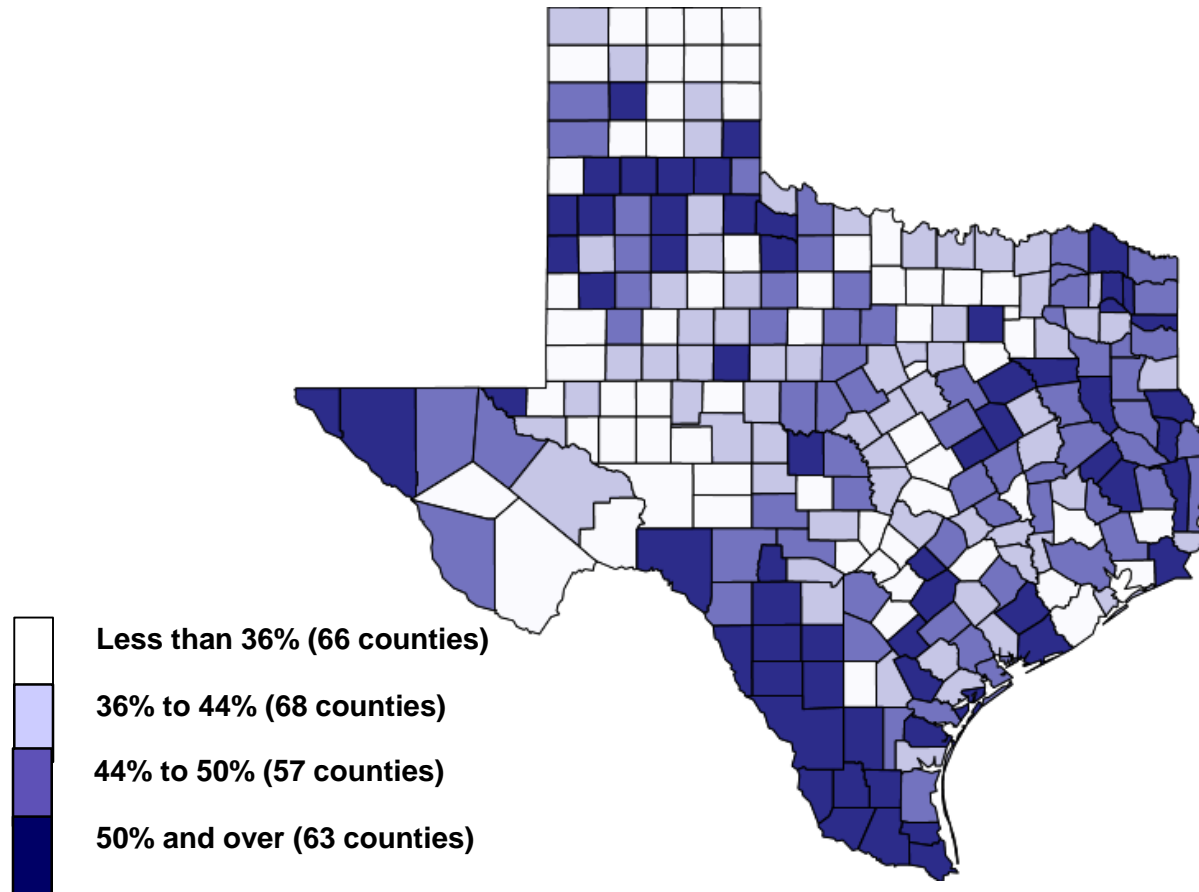
Texas Child Uninsured Rate Less than Half that of Working-Age Texans

Thanks to Medicaid and CHIP!



Nearly half of Texas Children Were Enrolled in Medicaid or CHIP in March 2014

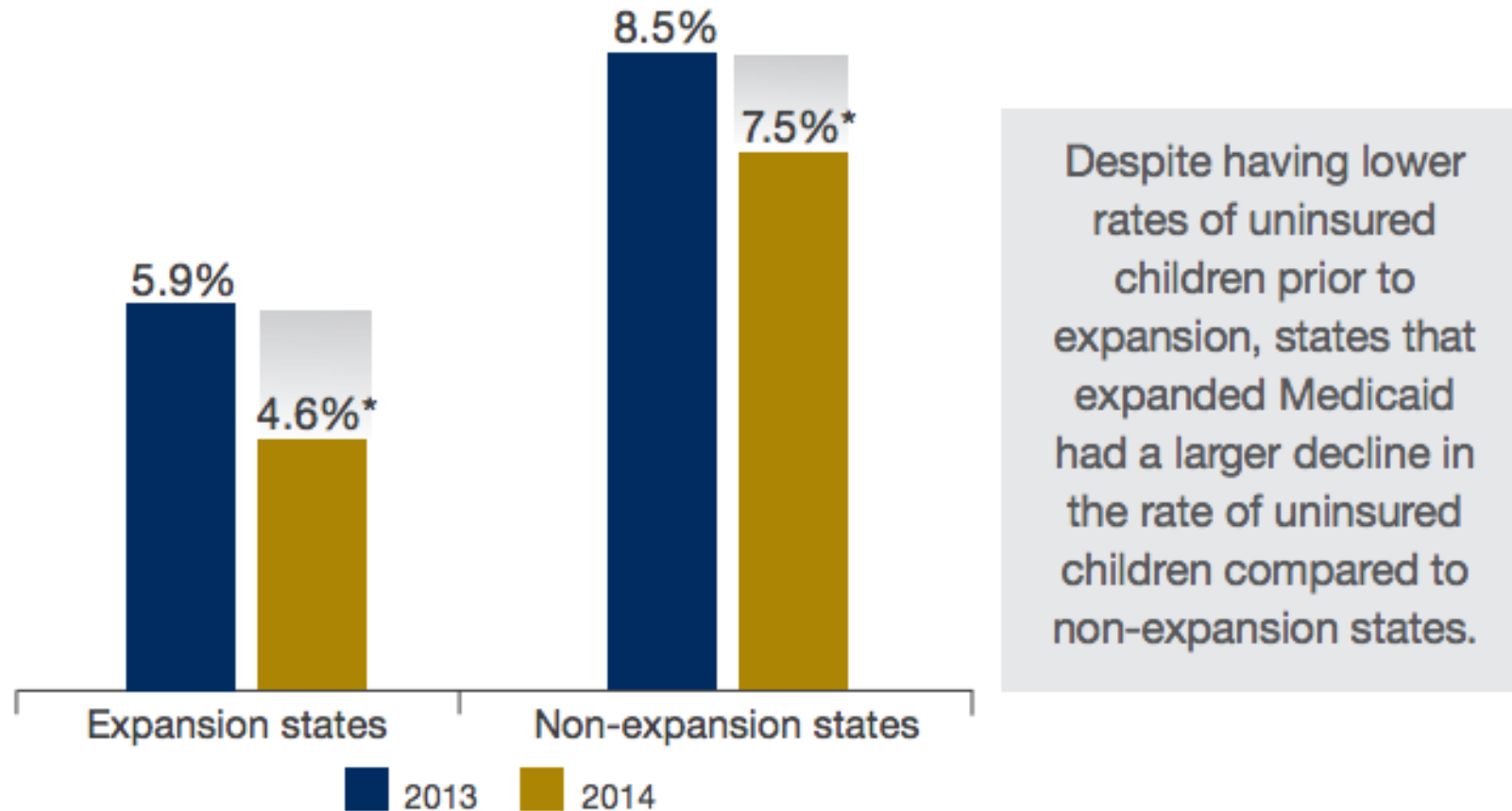
from a high of 77% to a low of 10%



Note: Includes children less than 19 years of age.

Sources: Medicaid: 8-Month Eligibility Databases, HHSC; CHIP: P10_dob_regular database, HHSC. Prepared by Data Quality & Dissemination, Strategic Decision Support, HHSC. Children <19: Projections of the Population of Texas and Counties in Texas by Age, Sex and Race/Ethnicity for 2010-2050 (2000-2010 Migration (1.0) Scenario), UTSA, November 2014.

Figure 13: Children's Uninsurance Rates by Medicaid Expansion Status, 2013 to 2014



Uninsured Texas Children

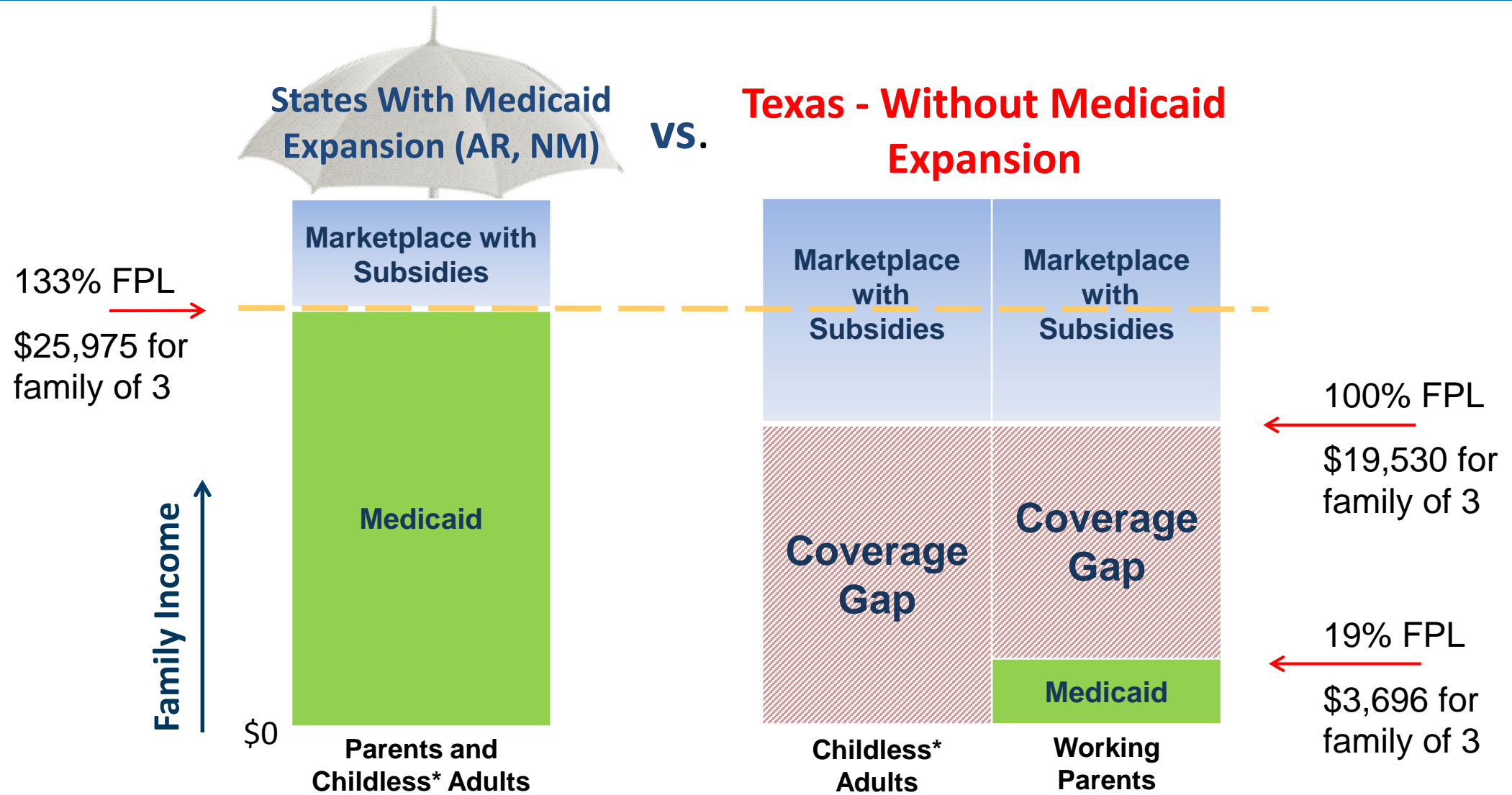
2013:
888,000
(12.6%)



2014:
784,000
(11.0%)

Source: Georgetown University's Center for Children and Families, October 2015

Texas Coverage Gap: Medicaid Hole in ACA Coverage System



The Coverage Gap: 1 Million Texans

2 parents with 2 kids living on...

\$23,500/yr

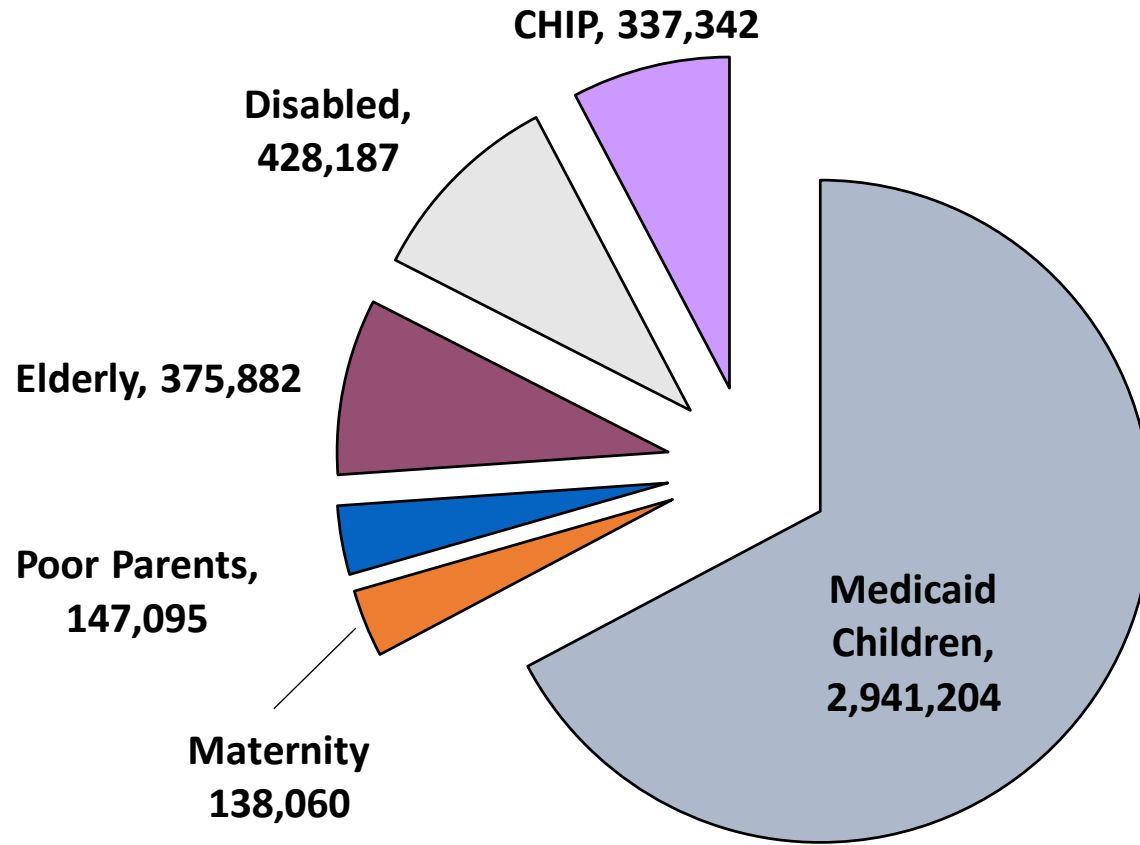
- Kids get Medicaid
- No financial help
- No affordable options
- **Must pay full price: \$440/month**



\$24,500/yr

- Kids get Medicaid
- Sliding-scale Marketplace coverage
- **Pay \$43/month or less**

Texas Medicaid/CHIP: Who Benefits?



Total Enrolled:
(as of July 2015)

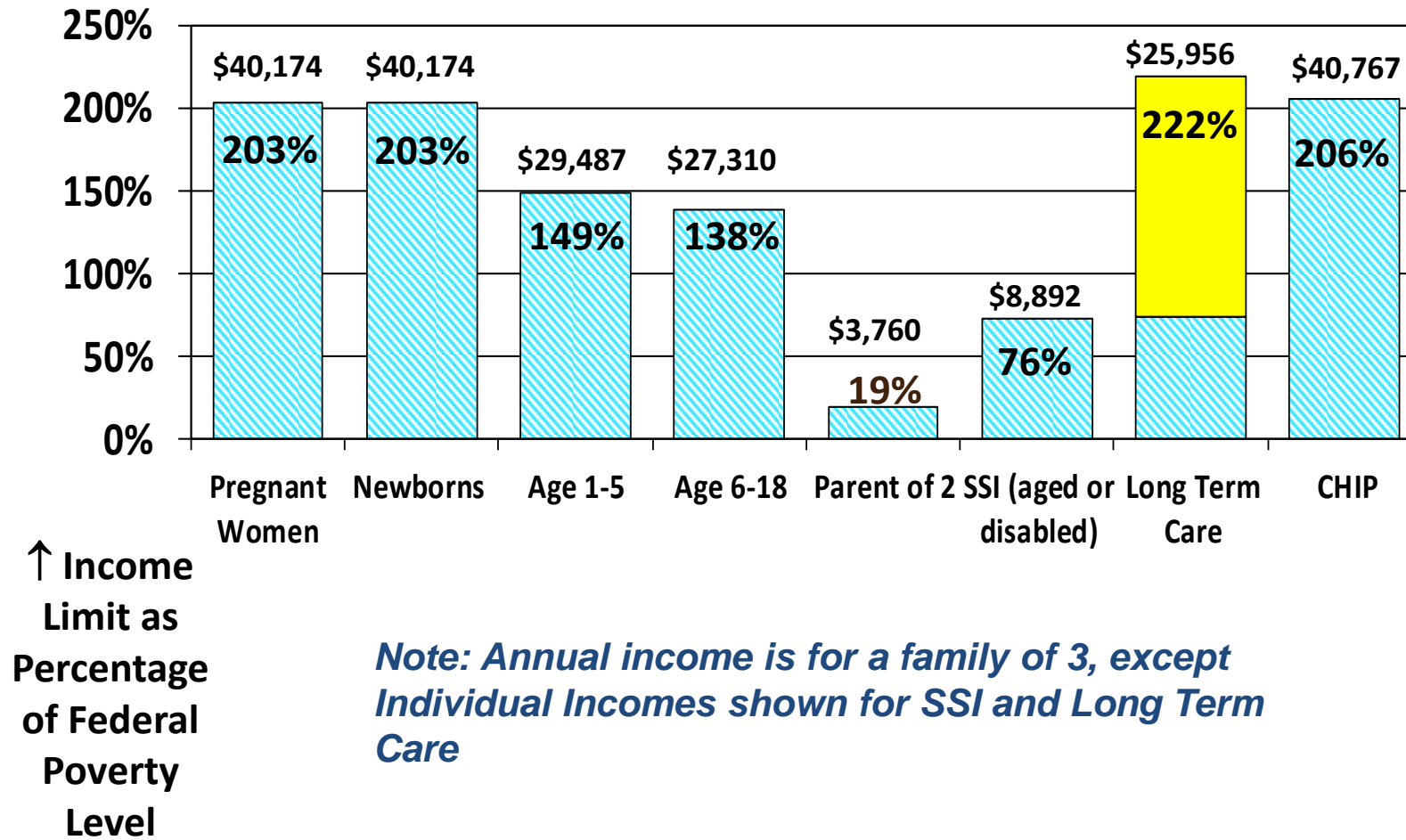
4.4 million Texans

***3.3 million are children
(~45% of Texas kids)***

July 2015, HHSC data

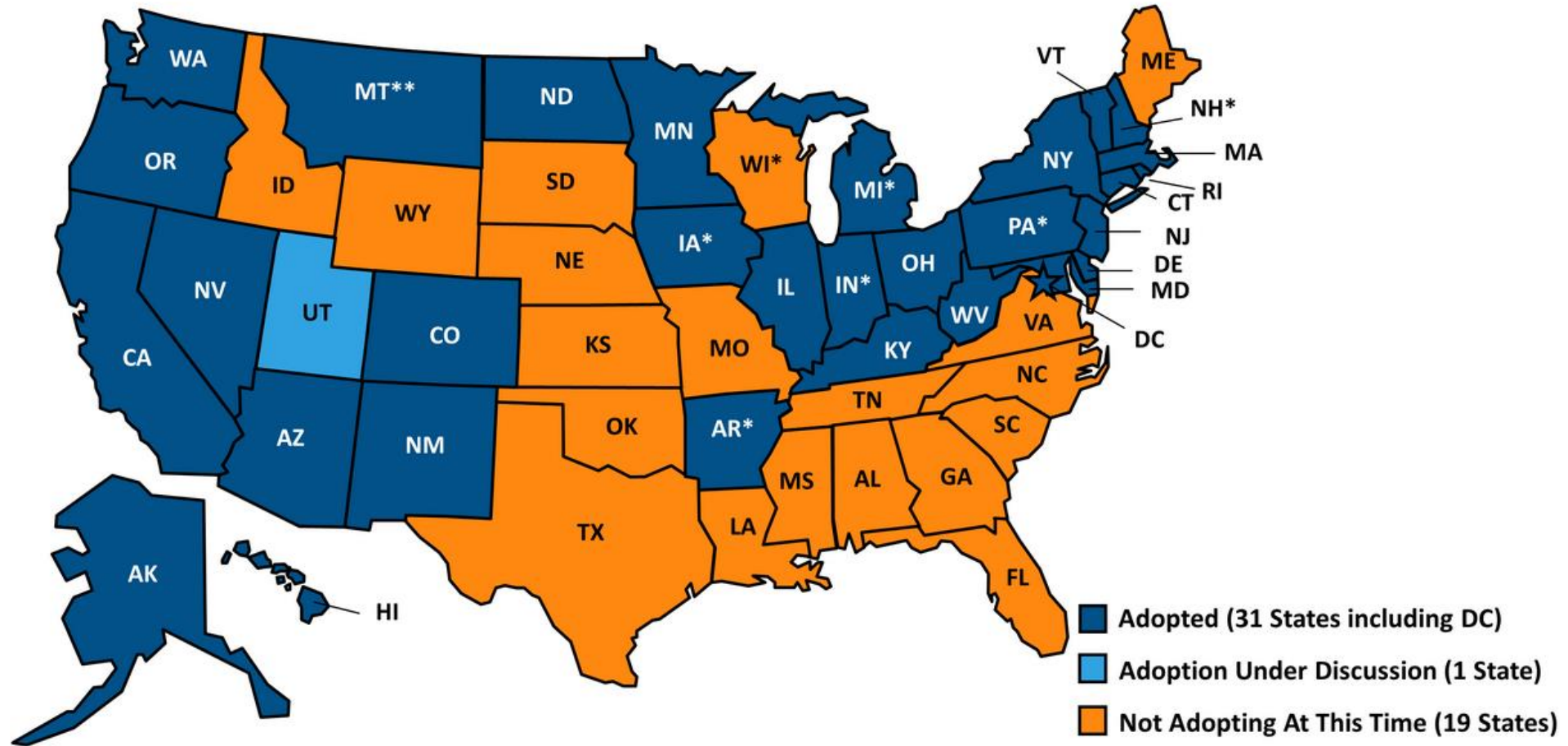
Source: Center for Public Policy Priorities, HHSC data.

Income Caps for Texas Medicaid and CHIP, 2014



Source: Center for Public Policy Priorities.

State Medicaid Expansion Decisions



NOTES: Under discussion indicates executive activity supporting adoption of the Medicaid expansion. **MT has passed legislation adopting the expansion; it requires federal waiver approval. *AR, IA, IN, MI, PA and NH have approved Section 1115 waivers. Coverage under the PA waiver went into effect 1/1/15, but it is transitioning coverage to a state plan amendment. WI covers adults up to 100% FPL in Medicaid, but did not adopt the ACA expansion.

SOURCE: "Status of State Action on the Medicaid Expansion Decision," KFF State Health Facts, updated September 1, 2015.

<http://kff.org/health-reform/state-indicator/state-activity-around-expanding-medicaid-under-the-affordable-care-act/>

Overwhelming Cost Benefits of Closing the Gap: but More Texans need to know about them!

- State savings are greater than costs.
- Big drop in uncompensated care in Medicaid expansion states--& only small decline in states with Coverage Gaps.
- Texas leads nation in hospital closures
- Jobs created (Perryman, Hamilton): 200,000-300,000.
- TAB and 24 Texas Chambers of Commerce, County Judges of the 6 largest counties endorse Closing the Gap
- Texas expected to lose \$1 billion/year federal funds in 1115 waiver renewal WITH Gap, with Coverage Expansion could gain net \$5 billion/year or more.

Texas Medicaid: Constant Pressure to Cut

Bare Bones Medicaid and CHIP Budgeting

Medicaid funded with low-ball caseload, and no inflation/acuity margin

- \$25.1 billion GR up from \$23.1 billion; LBB estimates \$752 million GR will be need for inflation
- 2017 caseload at 4.2 million; June 2015 caseload is 4.1 million
- HHSC must find \$373 million GR in cost reductions (therapies, HMO profits)

ACA Medicaid primary care rate bump (Medicare parity) not continued

Hospital rate increases: roughly half what hospitals sought

- \$247 million GR; NO GR for DSH
- Modest help for rural hospitals, little help for 1115 renewal

Small increase in attendant wages to about \$8/hour floor

- Less than Wal-Mart floor, with no benefits or sick leave

CHIP: also without inflation, but HUGE increase in federal funds: feds will pay over 91% in 2016.

Texas Medicaid Per-Recipient Costs Lower Today than in 2001



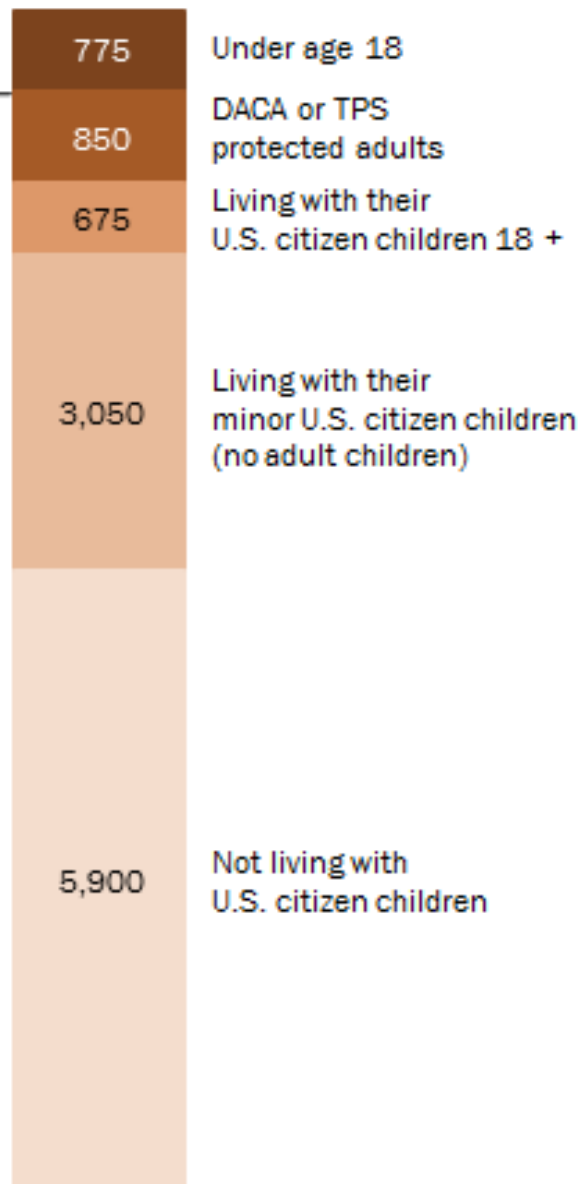
Undocumented Texas Children Have Most Limited Health Care Options

- **Uninsured in TX:** Not a citizen 31%. That would mean about 1.55 million non-citizen uninsured (lawfully present included); probably about 2/3 undocumented.
- **How many undocumented Texas kids?** Pew Hispanic Center's US estimate is 775,000; at 15% of US number, Texas would be home to 114,000 undocumented children; if a quarter of the US undocumented under 19 are in Texas we'd have 194,000.
- **About 13% of Texas K-12 students had at least one unauthorized immigrant parent in 2012.**
- **Unauthorized immigrants make up 9% of the Texas labor force.**

FIGURE 4

Unauthorized Immigrants, by Selected Categories, 2012

In thousands

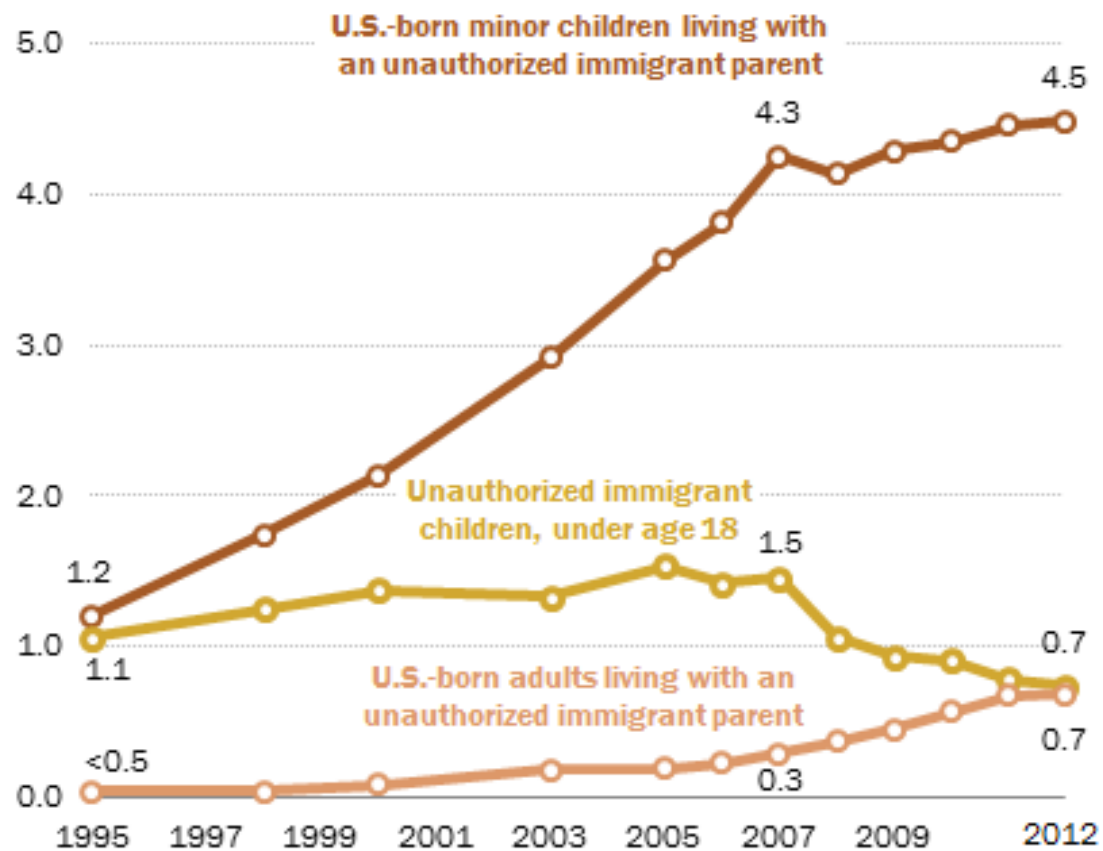


There were 775,000 unauthorized children younger than age 18 in the U.S. in 2012.

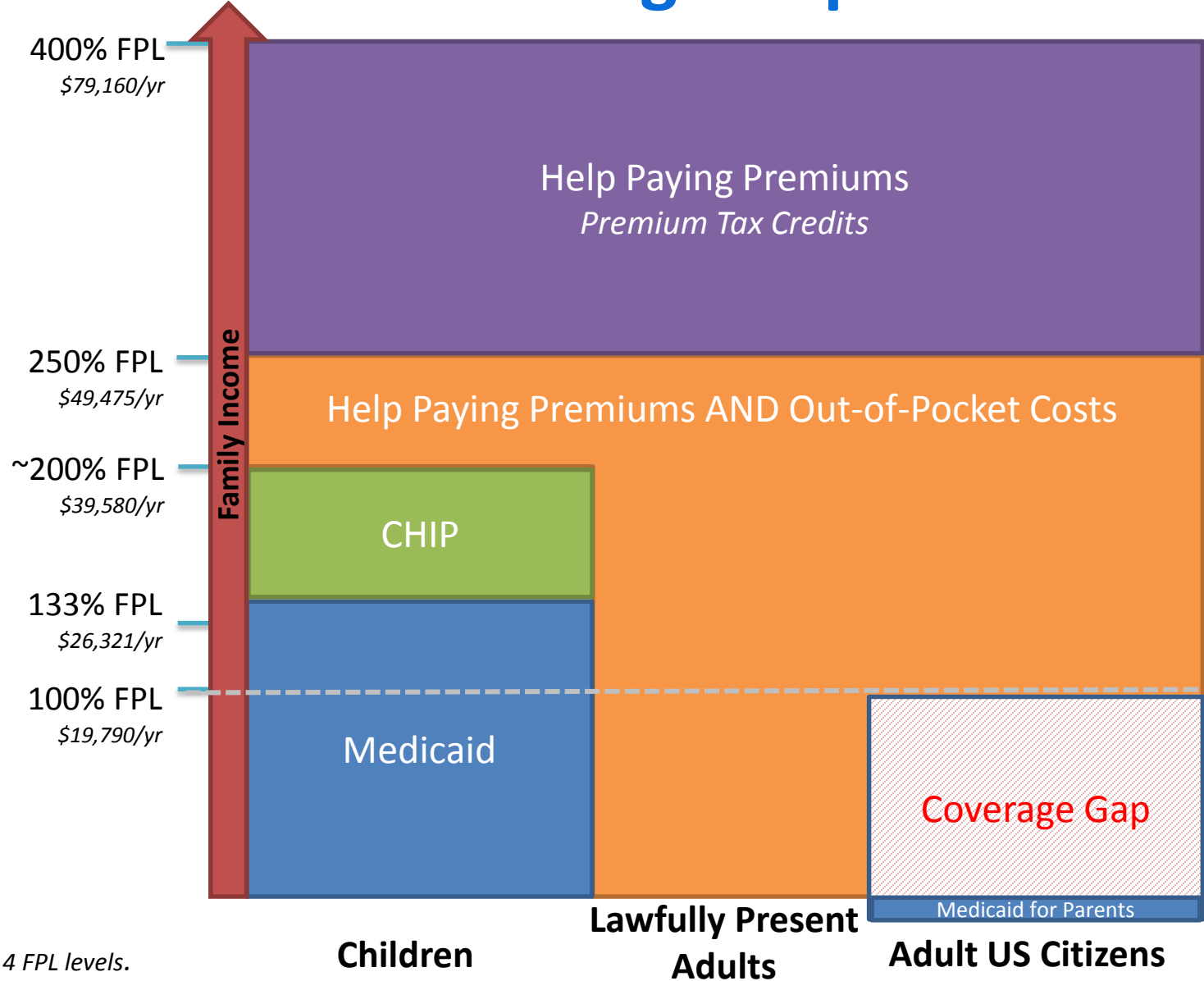
Figure B1

A Rise in U.S.-born Children of Unauthorized Immigrants, and Decline in Unauthorized Children

In millions



Most Lawfully-Present Immigrant Adults Escape Texas Coverage Gap



Note: Income amount based on 2014 FPL levels.

Barriers for Texas' lawfully-present Immigrants

- Perception that they aren't eligible for help.
- Fear of deportation for mixed status families.
- Identity verification
- Immigration status verification
- Marketplace may incorrectly determine an immigrant is in the Coverage Gap, or incorrectly identify immigrants as potentially eligible for Medicaid.
- **Many Have Lost Coverage For Failure to Verify Immigration Status or Income** April to June of 2015, 306,000 people across the US lost Marketplace coverage because of a citizenship or immigration status data matching issues. An additional 734,000 households with income inconsistencies had their subsidies adjusted.



The Texas CHIP Coalition was formed in 1998 to work for the establishment of a strong Children's Health Insurance Program in Texas. Today, our broad-based Coalition continues to work to improve access to health care for all Texas children, whether through Medicaid, CHIP, or private insurance.

www.texaschip.org

Texas CHIP Coalition Supporting Organizations, 84th Session

Alamo Area Psychiatric Advanced Practice Nurses of Texas
American Congress of Obstetricians and Gynecologists
Any Baby Can of Austin, Inc.
Catholic Health Association of Texas
Center for Public Policy Priorities
Children's Defense Fund
Children's Hospital Association of Texas
CHRISTUS Health
Coalition for Nurses in Advanced Practice
Consortium of Certified Nurse Midwives
Driscoll Health Plan
League of Women Voters of Texas
March of Dimes
Methodist Healthcare Ministries
National Association of Social Workers – Texas Chapter

National Association of Pediatric Nurse Practitioners, Houston
One Voice Central Texas
Psychiatric Advanced Practice Nurses of Austin
Teaching Hospitals of Texas
Texas AFT, AFL-CIO
Texas Association of Community Action Agencies (TACAA)
Texas Association of Community Health Centers
Texans Care for Children
Texas Academy of Family Physicians
Texas Dental Association
Texas Hospital Association
Texas Impact
Texas Medical Association
Texas Pediatric Society
United Ways of Texas



Cover Texas Now!

Quality Affordable Health Coverage • Sustainable Health Care System

Provider partners in CHIP Coalition would not advocate on US health care reform activities in early years, so our consumer-centered coalition was formed in 2008.

- For organizations:

- www.covertexasnow.org

TEXAS WELL AND HEALTHY

- For individuals:

- www.TexasLeftMeOut.org

- www.texaswellandhealthy.org

TEXAS LEFT  ME OUT


TEJAS ME DEJO ATRAS

10 years of Partnership for Texas Kids' Coverage

- CDF, Texans Care, CPPP partnered in Packard Narrative project 2006, continue through present via Insuring America's Children Finish Line Project.
- Atlantic Philanthropies has also supported this team, plus a 4th partner Engage Texas, which added capacity to provide greater support to grassroots activists.
- Atlantic Philanthropies and Packard encourage us to build in-state Texas philanthropy support to sustain this work after AP closes out, and as Packard Finish Line future changes may be coming.

Texas children need comprehensive care, delivered in the best models that drive the best outcomes...

But advocates' resources are limited and focused on the most basic, intractable barrier: financial access to care.

